

# MANDARINE PREMIUM EUROPE R



MANDARINE

Small&Mid Caps Europe ISIN FRO010687749

MONTHLY REPORT OCTOBER 31, 2025

Risk profile  
Morningstar™



<b>+0.1%</b> Performance 1 month <i>Bench.</i> +2.5%	<b>+15.0%</b> Performance YTD <i>Bench.</i> +17.4%	<b>14.3%</b> Volatility 1 year <i>Bench.</i> 15.6%
--	--	--



## MAM\_PREMEU\_Orientation

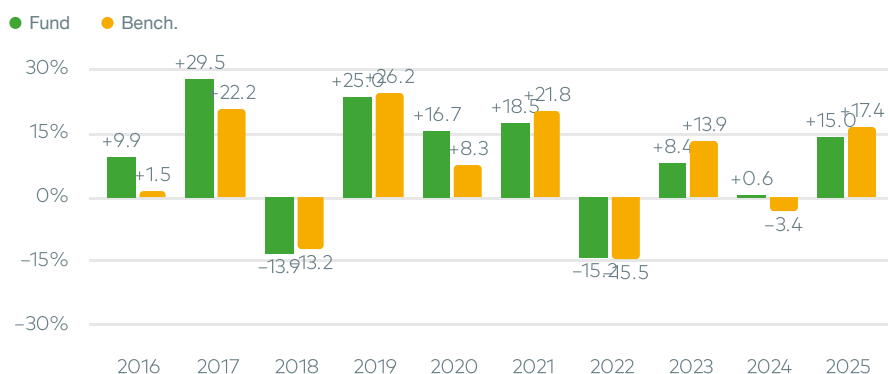
### PERFORMANCES AND RISKS

The data presented relates to past periods, past performance is not an indicator of future results. Statistical indicators are calculated on a weekly basis. Benchmark: 100% Euro Stoxx Small Net Return Index

#### Evolution since inception



#### Annual performances



#### Rolling / annualized performances

	Rolling performances					Annualized performance			
	1 month	YTD	1 year	3 years	5 years	Inception	3 years	5 years	Inception
Fund	+0.1%	+15.0%	+14.1%	+29.2%	+47.6%	+269.4%	+8.9%	+8.1%	+9.7%
Bench.	+2.5%	+17.4%	+16.5%	+34.9%	+60.7%	+234.0%	+10.5%	+9.9%	+8.9%
Diff.	-2.5%	-2.4%	-2.5%	-5.8%	-13.2%	+35.4%	-1.6%	-1.9%	+0.8%
Quartile*	4	2	2	2	2	3			

\*Morningstar - Europe Equity Mid Cap

#### Risk indicators

	Fund volatility	Benchmark volatility	Tracking error	Information ratio	Sharpe ratio
1 year	14.3%	15.6%	4.3%	-0.4	0.7
3 years	13.5%	15.3%	4.1%	-0.4	0.4

#### Main transactions over the month

(+) A2A S.P.A.	(-) MAIRE TECNIMONT SPA
(+) AUTO1 GROUP SE	ARCADIS
(+) ALMIRALL SA	(-) GREAT PORTLAND EST...

(+) New holding (-) Sale

#### Major contributors/detractors over the month (%)

INTERPUMP GROUP... +0.3	TECHNIP ENERGIES... -0.3
A2A S.P.A. +0.2	EXAIL TECHNOLOGIES -0.2
ITALGAS SPA +0.2	ENVIPOCO HOLDING NV -0.2

# MANDARINE PREMIUM EUROPE R

MAN  
DAR  
INE

## PORTFOLIO STRUCTURE

### Main holdings

Company	Weight	Sector
HEIJMANS	2.3%	Industrials / Netherlands
INTERPUMP GROUP SPA	2.3%	Industrials / Italy
A2A S.P.A.	2.0%	Utilities / Italy
TELE2 AB-B SHS	2.0%	Communication serv. / Sweden
REXEL SA	1.7%	Industrials / France
AZIMUT HOLDING SPA	1.7%	Financials / Italy
BANCO COMERCIAL PORTUGUES-R	1.6%	Financials / Portugal
AUTO1 GROUP SE	1.6%	Cons.Discretionary / Germany
BUZZI UNICEM SPA	1.5%	Materials / Italy
BANCA POPOLARE DELL EMILIA ROM	1.5%	Financials / Italy

### Sector

Sector	Weight
Industrials	26.3%
Financials	15.5%
Cons.Discretionary	11.1%
Health Care	7.9%
Materials	7.2%
Communication serv.	6.9%
Utilities	6.8%
Technology	4.7%
Real Estate	3.8%
Cons.Staples	2.6%
Energy	1.4%
Cash & Others	5.9%

### Country

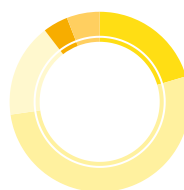
Country	Weight
Italy	23.2%
France	17.0%
Germany	13.4%
Sweden	10.4%
Netherlands	8.7%
Spain	6.0%
Switzerland	5.4%
Belgium	3.1%
Portugal	1.6%
Great Britain	1.6%
Austria	1.4%
Greece	1.0%
Denmark	0.7%
Ireland	0.7%
Cash & Others	5.9%

## FUND PROFILE

### Key figures at October 31 2025

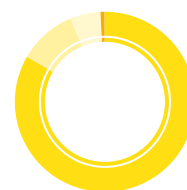
Asset under management	124.9M€
Equity exposure	94.1%
Number of holdings	94
Active share	76.9%
Average capitalisation (Bln €)	6.7

### Capitalisation



Large Caps	20.4%
Mid Caps	52.3%
Small Caps	16.9%
Micro Caps	4.5%
Cash & Others	5.9%

### Currency



EUR	83.4%
SEK	10.4%
CHF	5.4%
DKK	0.7%
GBP	0.1%

## CHARACTERISTICS

ISIN FR0010687749	Bloomberg code AMIPRER FP Equity	Inception of the fund 30/04/1999	Shareclass inception 31/12/2014
Legal Status French FCP	Shareclass currency EUR	Investment horizon 5 years	Management company Mandarine Gestion
Depository Caceis	Valuation Daily	Cut-Off 11h00	Settlement D+2
Management Fee 2.25%	Performance Fee 18% of the outperformance over the benchmark	Initial charge 0%	Redemption Fee 0%



Mandarine Gestion  
30 avenue Kléber | 75016 Paris  
www.mandarine-gestion.com

### DISCLAIMER

The purpose of this document is to present, for information purposes only, the characteristics of Mandarine Gestion products. It in no manner constitutes a sale or subscription offer. The indices cited in this document are based on net dividends reinvested ("NFI"). The described performances do not take into account fees and costs potentially charged in connection with the subscription or redemption of fund units. This document has been drawn up for information purposes only and does not constitute an offer or personalised recommendation or a solicitation to subscribe to this product. The information, opinions and analyses contained in this document do not have any contractual value. Only the information contained in the KIID and prospectus is legally binding. The prospectus is available on simple demand from Mandarine Gestion and is available on the www.mandarine-gestion.com website. Your money will be principally invested in financial instruments selected by the management company. These instruments will be subject to market fluctuations and uncertainties. Past performances do not guarantee future performances. Performances are notably not constant over time. The performance data mentioned in the document does not take into account fees and charges assessed in connection with the issue and redemption of units or shares and does not include taxes imposed by the country of residence of the client. The UCITS is exclusively destined for sale to residents of those countries in which the UCITS is registered. Sales in jurisdictions other than those countries in which the UCITS is registered are not authorised.

### RISK PROFILE – RISKS ASSOCIATED WITH THE PRODUCT

Risk of capital loss, equity market risk, risk linked to the ownership of small and midcaps, interest rate risk, credit risk and discretionary management risk, and to a lesser extent emerging market risk, counterparty risk and exchange rate risk. The descriptions and details are included in the complete prospectus of the UCITS. Investors are invited to read the prospectus in order to obtain detailed information regarding the risks to which the fund is exposed prior to any investment decision. This product does not offer any guarantee as to returns or the capital invested, which may not be entirely returned.