

# MANDARINE SOCIAL LEADERS R



MAN  
DAR  
INE

Eurozone Equity ISIN LU2052475568

MONTHLY REPORT FEBRUARY 27, 2026

## Risk profile

1 2 3 4 5 6 7

<b>+3.4%</b> Performance 1 month	<b>+4.7%</b> Performance YTD	<b>12.8%</b> Volatility 1 year
Bench. +3.5%	Bench. +6.4%	Bench. 14.4%



Adrien  
DUMAS

Aurélien  
TAIEB

Market trends varied in February, with a high degree of volatility in technology, financials and segments associated with the AI disruption theme, whereas pro-cyclical stocks were buoyed up by what were deemed to be solid US economic data. The month also saw renewed interest in physical assets (data centre commodities and supply chains), due more to a bout of factor-based rotation than any real risk aversion.

In these circumstances, the fund trended broadly in line with its benchmark index. The main positive contributors were KINGSPAN and VEOLIA, which is consistent with the market's interest in the infrastructure and transition themes. Conversely, FINECOBANK and HEXAGON were a drag on the fund's monthly performance as stocks that are more sensitive to style rotation had a bumpier ride. We reshuffled our portfolio by increasing our positions in ASML and NIBE and reducing/selling off our positions in ERG and BEFESA for portfolio switching and risk discipline reasons.

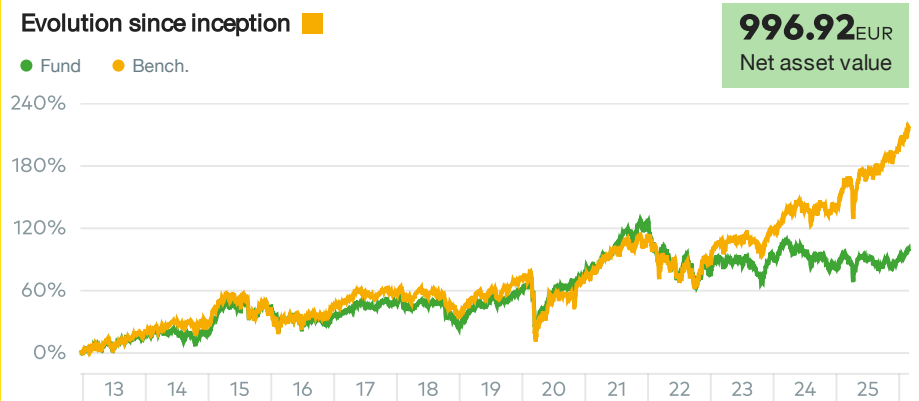
On the political and regulatory front, trade newsflow in the USA once again raised questions about tariffs following a ruling from the Supreme Court that could potentially affect supply chains and costs. Elsewhere, a surge in AI-driven productivity initiatives is fuelling the debate on jobs, which is a priority for any strategy centred around social matters.

Mandarine Social Leaders selects eurozone companies that offer sustained growth momentum associated with a positive and inclusive societal contribution. The fund has been awarded various European SRI labels.

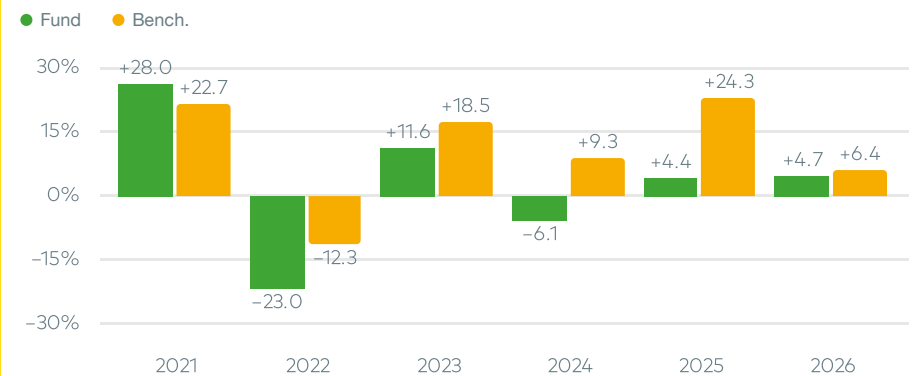
## PERFORMANCES AND RISKS

The data presented relates to past periods, past performance is not an indicator of future results. Statistical indicators are calculated on a weekly basis. Benchmark: Stoxx 600 NR until 30/11/2017, EuroStoxx NR since 01/12/2017.

### Evolution since inception



### Annual performances



### Rolling / annualized performances

	Rolling performances					Annualized performance			
	1 month	YTD	1 year	3 years	5 years	Inception	3 years	5 years	Inception
Fund	+3.4%	+4.7%	+3.2%	+5.6%	+11.7%	+99.4%	+1.8%	+2.2%	+5.4%
Bench.	+3.5%	+6.4%	+19.2%	+53.8%	+80.3%	+216.4%	+15.4%	+12.5%	+9.1%
Diff.	-0.0%	-1.8%	-16.0%	-48.1%	-68.7%	-117.0%	-13.6%	-10.3%	-3.8%
Quartile*	3	4	4	4	4	4			

\*Morningstar - Eurozone Equity Large Cap

### Risk indicators

	Fund volatility	Benchmark volatility	Tracking error	Information ratio	Sharpe ratio
1 year	12.8%	14.4%	6.1%	-2.8	0.0
3 years	13.7%	13.6%	6.2%	-2.3	-0.1

### Main transactions over the month

(+) ASML HOLDING NV	(-) HEXAGON AB-B SHS
(+) NIBE INDUSTRIER AB-...	ELIA
(+) INFINEON TECHNOLOGI...	(-) BEFESA SA

(+) New holding (-) Sale

### Major contributors/detractors over the month (%)

KINGSPAN GROUP ...	+0.7	FINECOBANK SPA	-0.5
SPIE SA	+0.6	ESSILORLUXOTTICA	-0.3
VEOLIA ENVIRONNE...	+0.5	HEXAGON AB-B SHS	-0.3

# MANDARINE SOCIAL LEADERS R

MAN  
DAR  
INE

## PORTFOLIO STRUCTURE

### Main holdings

	Weight	ESG Rating (±2)	
KINGSPAN GROUP PLC	5.3%	0.5	Industrials / Ireland
ASML HOLDING NV	5.1%	0.6	Technology / Netherlands
SPIE SA	5.1%	0.5	Industrials / France
E.ON SE	4.2%	0.9	Utilities / Germany
EDP RENOVAVEIS SA	4.2%	0.7	Utilities / Spain
ALSTOM SA	4.0%	0.7	Industrials / France
BANCO SANTANDER	3.9%	0.9	Financials / Spain
VEOLIA ENVIRONNEMENT	3.6%	1.1	Utilities / France
KNORR-BREMSE AG	3.5%	0.7	Industrials / Germany
NOVONESIS A/S CLASS B	3.4%	0.5	Health Care / Denmark

### Sector

Industrials	31.4%
Health Care	15.9%
Utilities	13.5%
Technology	12.4%
Financials	8.4%
Cons.Discretionary	8.0%
Cons.Staples	2.5%
Telecommunications	1.6%
Basic Materials	1.0%
NA	0.7%
Cash & Others	4.5%

### Country

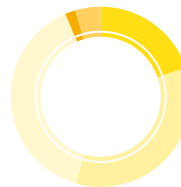
France	34.3%
Germany	13.0%
Netherlands	10.5%
Spain	8.1%
Italy	8.0%
Ireland	7.8%
Belgium	4.6%
Denmark	3.4%
Sweden	2.8%
Finland	1.9%
Norway	1.0%
Cash & Others	4.5%

## FUND PROFILE

### Key figures at February 27 2026

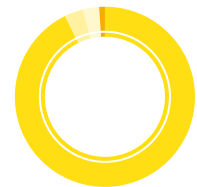
Asset under management	31.7M€
Equity exposure	95.5%
Number of holdings	37
Active share	77.3%
Average capitalisation (Bln €)	65.7
EPS growth (Next 12 M./Last 12 M.)	+12.6%
PE (Next 12 Months)	22.9x

### Capitalisation



Mega Cap	19.8%
Large Cap	34.7%
Mid Cap	39.1%
Small Cap	1.9%
Cash & Others	4.5%

### Currency



EUR	92.7%
DKK	3.4%
SEK	2.8%
NOK	1.0%

## CHARACTERISTICS

ISIN LU2052475568	Bloomberg code MAMAACR LX Equity	Inception of the fund 17/12/2012	Shareclass inception 17/12/2012
Legal Status Sicav Lux.	Shareclass currency EUR	Investment horizon 5 years	Management company Mandarine Gestion
Depository BNP Paribas	Valuation Daily	Cut-Off 13h00	Settlement D+2
Management Fee 1.95%	Performance Fee 15% of the outperformance over the benchmark	Initial charge 2.00%	Redemption Fee 0%

### DISCLAIMER

The purpose of this document is to present, for information purposes only, the characteristics of Mandarine Gestion products. It in no manner constitutes a sale or subscription offer. The indices cited in this document are based on net dividends reinvested ("NR"). The described performances do not take into account fees and costs potentially charged in connection with the subscription or redemption of fund units. This document has been drawn up for information purposes only and does not constitute an offer or personalised recommendation or a solicitation to subscribe to this product. The information, opinions and analyses contained in this document do not have any contractual value. Only the information contained in the KIID and prospectus is legally binding. The prospectus is available on simple demand from Mandarine Gestion and is available on the [www.mandarine-gestion.com](http://www.mandarine-gestion.com) website. Your money will be principally invested in financial instruments selected by the management company. These instruments will be subject to market fluctuations and uncertainties. Past performances do not guarantee future performances. Performances are notably not constant over time. The performance data mentioned in the document does not take into account fees and charges assessed in connection with the issue and redemption of units or shares and does not include taxes imposed by the country of residence of the client. The UCITS is exclusively destined for sale to residents of those countries in which the UCITS is registered. Sales in jurisdictions other than those countries in which the UCITS is registered are not authorised.

Additional information for Switzerland: The prospectus for Switzerland, the Key Investor Information Document, the articles of association or regulations, the semi annual and annual reports in French and other information may be obtained free of charge from the representative in Switzerland of the Fund: Carnegie Fund Services SA, 11 rue du Général Dufour, CH-1204 Geneva, Switzerland, tel: +41 22 7051178, web [www.carnegie-fund-services.ch](http://www.carnegie-fund-services.ch). The paying agent in Switzerland is Banque Cantonale de Genève, 17 quai de l'Île, CH-1204 Geneva, Switzerland. The latest unit/share prices are available at [www.fundinfo.com](http://www.fundinfo.com). Historical performance is not an indicator of current or future performance and the performance data does not take into account commissions and fees charged on the issue and redemption of units/shares.

### RISK PROFILE – RISKS ASSOCIATED WITH THE PRODUCT

Risk of capital loss, equity market risk, risk linked to the ownership of small and midcaps, interest rate risk, credit risk and discretionary management risk, and to a lesser extent emerging market risk, counterparty risk and exchange rate risk. The descriptions and details are included in the complete prospectus of the UCITS. Investors are invited to read the prospectus in order to obtain detailed information regarding the risks to which the fund is exposed prior to any investment decision. This product does not offer any guarantee as to returns or the capital invested, which may not be entirely returned.



Mandarine Gestion Switzerland  
1 rue Rive | CH-1204 Genève  
SWITZERLAND  
[www.mandarine-gestion.com](http://www.mandarine-gestion.com)